


# Underwood School Growth Plan



2022 - 2024

# STATE OF THE SCHOOL OVERVIEW

Mission

Vision

Core Values

Goal 1  
Academics

Goal 2  
Disproportionality

Goal 3  
Climate +  
Culture

Metrics


Action Steps

Reporting  
Timelines

# MISSION, VISION, CORE VALUES

## MISSION

The Mission of Underwood Elementary School is to bring excitement and liveliness to a student's educational experience by ensuring access to a rigorous and exciting educational experience while maintaining high academic and social expectations. Ensuring our students will become effective, accommodative, and inclusive 21st-century citizens.



## VISION

*Ensure Access*  
*Eradicate Marginalization*  
*Eliminate Barriers*  
*Exceed Expectations*

## CORE VALUES

- Appreciation and encouragement of diversity.
- Establishment and maintenance of a sense of belonging.
- Establishment and maintenance of a safe learning environment.
- Consistent culturally responsive social and academic expectations.
- Pedagogical practices that facilitate daily academic and social growth.



# GROWTH PLAN DEVELOPMENT

Who	How	What
<ul style="list-style-type: none"><li>● <b>Building Leadership Team</b></li><li>● <b>Staff</b></li><li>● <b>Students</b></li><li>● <b>Families</b></li></ul>	<ul style="list-style-type: none"><li>● <b>School Report Card</b></li><li>● <b>Common Summative Assessments</b></li><li>● <b>Internal Behavioral Data</b></li><li>● <b>Perception Surveys</b></li><li>● <b>Pulse Surveys</b></li></ul>	<ul style="list-style-type: none"><li>● <b>Develop a Building Leadership Team</b></li><li>● <b>Develop a Mission, Vision and Core Values</b></li><li>● <b>Begin the collection of Data from various sources</b></li><li>● <b>Analyze various data sets</b></li><li>● <b>Identify area(s) of greatest need</b><ul style="list-style-type: none"><li>○ <b>Academically</b></li><li>○ <b>Disproportionality</b></li><li>○ <b>Culture &amp; Climate</b></li></ul></li><li>● <b>Develop SMART Goals</b></li><li>● <b>Develop Measuring Metrics</b></li></ul>



# AREAS OF IMPROVEMENT

Tier 1 Instruction	Co-Serve/Co-Plan	Community Engagement	Increased Sense of Belonging
<p>We need to ensure that our educators are given the tools necessary to be effective educators.</p> <ul style="list-style-type: none"><li>Professional Learning</li><li>Curriculum Rollout</li></ul>	<p>Our students with disabilities are not academically performing or growing at the same rate as their peers.</p> <ul style="list-style-type: none"><li>Provide staff with more professional learning opportunities to properly implement an effective co-plan-co-serve model</li></ul>	<p>Based on both qualitative and qualitative data the community engagement with in our community is not representative of our entire stakeholder population.</p>	<p>Last year in our perception data 63% of our students indicated that they did not feel they had a sense of belonging to Underwood.</p>




# GOAL ONE

GOAL ONE:  
ACADEMICS

METRICS

ACTION PLAN

- By the end of the 2023-2024 school year, our **ELA proficiency rates will increase from 32% to 52%** as measured by the statewide assessment.
- WI Forward Assessments
- STAR
- STAR District Common Assessments
- Grade Level Common Assessments
- Increase Educator Access to Professional Learning
- Develop ELA Goal Setting With ALL Students
- Establish Strategic Student Groupings for ALL Students(WINN)
- Establish School Wide System to engage with Text Dependent Analysis in supporting (R.I.1/R.L.1)
- Implementation of SST systems and processes that will support the growth of ALL students



# GOAL TWO

## GOAL TWO: DISPRO


- By the end of the 2023-24 school year, African American students with disabilities will increase their overall **proficiency rates in math from 0% proficiency to 20%** as measured by the statewide Math assessment.

## METRICS

- WI Forward Assessment
- STAR
- STAR District Custom Assessments,
- Grade Level Common Assessments

## ACTION PLAN

- Support educator effectiveness and practices as it relates to Tier 1 Math Instruction
- Math Goal Setting with ALL Students
- PL with school based SPED Team to support and effectively implement an inclusive learning
- Implementation of SST systems and processes that will
- support the growth of ALL students



# GOAL THREE

GOAL THREE:  
CLIMATE +  
CULTURE

METRICS

ACTION PLAN


- By the end of the 2023-2024 school year, we will **increase our sense of belonging for students from 63% to 77%.**
- Perception Surveys
- One on One Staff Check-ins
- Student Pulse Surveys
- Collaboration with PTA
- State of the School
- Monthly Principals Report PTA
- Principal Suggestion Platform for Staff and Students
- Student Principal Advisory Group






# WHAT DOES SUCCESS LOOK LIKE?

Goal 1 (Academic)	Goal 2 (Disproportionality)	Goal 3 (Climate/Culture)
<ul style="list-style-type: none"> <li>-Increased growth in identified questions in common summative and Star Custom assessments.</li> <li>-Increased student proficiency Text-Dependent Analysis Scores on Forward Exams for students grade 3-5</li> <li>-Strategic plans of action for (What I Need Now)WINN after the proctoring above assessments</li> <li>-Development of vertically aligned rubric for grades JK-5 surrounding constructive response.</li> <li>-Instructional pacing and conversations that drive teacher instruction.</li> <li>-School-wide implementation of the RACE strategy for engagement with text-dependent analysis tasks.</li> </ul>	<ul style="list-style-type: none"> <li>-Increased growth in common summative and Star Custom assessments for all students, especially our students with disabilities.</li> <li>-Increased student proficiency for Students with Disabilities</li> <li>-Instructional pacing and conversations drive teacher instruction and co-planning that serves all students.</li> <li>-School-wide implementation of specific math strategies and supports</li> <li>- Increased goals and milestones for Students with Disabilities Individualized Educational Plans.</li> </ul>	<ul style="list-style-type: none"> <li>-Increased engagement from underrepresented stakeholders.</li> <li>-Increased student participation in extracurricular activities</li> <li>-Increased attendance at school-sponsored events</li> <li>-Increased participation from families on school and district surveys</li> <li>-Increased student engagement opportunities both inside and outside of the classroom setting</li> <li>-Increased Staff Retention Rates</li> </ul>



# COMMUNICATION TIMELINE

JANUARY 2023	COMMUNICATION OF SCHOOL GROWTH PLAN
FEBRUARY 2023	STATE OF THE SCHOOL (WINTER)
APRIL 2023	STATE OF THE SCHOOL (SPRING)
JUNE 2023	STATE OF THE SCHOOL (SUMMER) + WSD REPORT CARD
NOVEMBER 2023	DPI REPORT CARD



# THANK YOU

Questions?

Tahir Abdelmawla  
[Abdelmta@wauwatosa.k12.wi.us](mailto:Abdelmta@wauwatosa.k12.wi.us)  
414-773-1710

